



ALIVE
SINCE / 1877

2022 WOMEN'S WORKWEAR ASSORTMENT





70286

WOMEN'S LUNA RAIN JACKET

240g 100% Polyurethane on 100% Polyester Knit.

FEATURES

Adjustable hem with elastic drawcord.

Adjustable hood with elastic drawcord.

Double main fabric front flap.

Extended back for improved comfort.

Hand pockets.

Napoleon pocket with YKK® zipper and hole for headphones.

Neoprene cuffs.

Packable hood in collar.

EN 343:2019 Class 4,1.

SIZES:

XS, S, M, L, XL, XXL

COLORS:

Army Green (480)

Navy (590)

Black (990)





70486

WOMEN'S LUNA RAIN PANTS

240g 100% Polyurethane on 100% Polyester Knit.

FEATURES

Adjustable bottom leg with snap buttons.

Adjustable waist.

EN 343:2019 Class 4,1.

SIZES:

XS, S, M, L, XL, XXL

COLORS:

Army Green (480)

Navy (590)

Black (990)





71240

WOMEN'S LUNA SHELL JACKET

215g 100% Polyester. 100% Polyester lining.

FEATURES

- Adjustable cuffs.
- Adjustable hem with elastic drawcord inside hand pocket.
- Articulated sleeves for optimal mobility.
- Brushed polyester inside collar.
- Collar adjustment on center back.
- Detachable hood.
- Embellishment zipper.
- Extended back for improved comfort.
- Fully taped construction.
- Hand pockets with brushed lining.
- Hand pockets with YKK® zipper.
- No shoulder seams.
- Reflective details.
- Vertical and horizontal hood adjustment.
- YKK® front zipper with chin protector.
- EN 343:2019 Class 4,4.

SIZES:

XS, S, M, L, XL, XXL

COLORS:

Navy (590)
Black (990)





71304

WOMEN'S LUNA WINTER JACKET

215g 100% Polyester. 100% Polyamide lining.
80% Recycled Polyester/20% Polyester insulation.

FEATURES


- Adjustable cuffs.
- Adjustable hem with elastic drawcord inside hand pocket.
- Articulated sleeves for optimal mobility.
- Brushed polyester inside collar.
- Collar adjustment on center back.
- Detachable hood.
- Extended back for improved comfort.
- Fully taped construction.
- Hand pockets with brushed lining.
- Hand pockets with YKK® zipper
- Inside stash pockets. Life Pocket™.
- No shoulder seams.
- Padded collar for extra comfort.
- EN 14058:2017 Class 3.

SIZES:

XS, S, M, L, XL, XXL

COLORS:

Navy (590)
Black (990)





74044

WOMEN'S MANCHESTER SHELL JACKET

150g 100% Polyester. 100% Polyester lining.

FEATURES

- Adjustable cuffs.
- Adjustable hem with elastic drawcord.
- Adjustable hood with drawcord and fastener.
- Brushed polyester inside collar.
- Chest pocket with YKK® zipper.
- Detachable hood.
- Embellishment zipper.
- Fully taped construction.
- Hand pockets with brushed lining.
- Hand pockets with YKK® zipper.
- ID Card Loop.
- YKK® front zipper with chin protector.
- No shoulder seams.
- EN 343:2003. + A1:2007 Class 3,3.

SIZES:

S, M, L, XL, XXL

COLORS:

Black (990)





72400

WOMEN'S LUNA FLEECE JACKET

251g 100% Recycled Polyester.

FEATURES

Adjustable hem with elastic drawcord inside hand pocket.

Articulated sleeves for optimal mobility.

Double layer fabric in collar.

Extended back for improved comfort.

Flatlock seams for extra comfort.

Hand pockets with brushed lining.

Hand pockets with YKK® zipper.

High collar for comfort.

Inside stash pockets.

No shoulder seams.

No side seams.

Polartec® Recycled fleece.

YKK® front zipper with chin protector.


SIZES:

XS, S, M, L, XL, XXL

COLORS:

Navy (590)

Black (990)





74240

WOMEN'S LUNA SOFTSHELL JACKET

305g 92% Polyester/8% Elastane.

FEATURES

- Adjustable cuffs.
- Adjustable hem with elastic drawcord inside hand pocket.
- Articulated sleeves for optimal mobility.
- Brushed fleece inside collar.
- Extended back for improved comfort.
- Hand pockets with brushed lining.
- Hand pockets with YKK® zipper.
- High collar for comfort.
- Softshell fabric with membrane and DWR.
- Inside stash pockets.
- No shoulder seams.
- YKK® front zipper with chin protector.

SIZES:

XS, S, M, L, XL, XXL

COLORS:

Navy (590)
Black (990)





77482

WOMEN'S LUNA CONSTRUCTION PANT

265g 79% Cotton/18% Polyester/3% Elastan.
Secondary fabric: 310g 65% Polyester/35% Cotton.
Reinforcement: 195g 100% Polyamide.

FEATURES

- Thigh pocket with fastener closure.
- Articulated knees for optimal mobility.
- Knee Pad pockets accessible from the inside.
- Knee Pad position can be adjusted by 5 cm for optimal mobility.
- Possibility to increase leg length by 5cm.
- Hanging pockets with double lined bottom and nylon webbing for durability.
- Hand pockets, back pockets.
- Broad center back belt loop for extra stability and strength.
- YKK® zipper.
- Gusset in crotch for freedom of movement.
- Plastic covered metal buttons.
- ID card loop.

SIZES:

4/30, 4/32, 6/30, 6/32, 8/30, 8/32, 10/30,
10/32, 12/30, 12/32, 14/30, 14/32, 16/30,
16/32, 18/30, 18/32

COLORS:

Black (990)





77483

WOMEN'S LUNA SERVICE PANT

265g 79% Cotton/18% Polyester/3% Elastan.
Second fabric: 310g 65% Polyester/35% Cotton.
Reinforcement: 195g 100% Polyamide.

FEATURES

Gusset in crotch for freedom of movement.

Thigh pocket with fastener closure.

ID card loop.

Reinforcement fabric at bottom hem.

Possibility to increase leg length by 5cm.

Hand pockets, back pockets.

Broad center back belt loop for extra stability and strength.

YKK® zipper.

Plastic covered metal buttons.

SIZES:

4/30, 4/32, 6/30, 6/32, 8/30, 8/32, 10/30,
10/32, 12/30, 12/32, 14/30, 14/32, 16/30,
16/32, 18/30, 18/32

COLORS:

Black (990)





77528

WOMEN'S MANCHESTER CONSTRUCTION PANT

235g 68% Cotton/32% Polyester.

FEATURES

- 2-way mechanical stretch fabric.
- Full Stretch Fabric for Ease of Movement.
- Soft Circular Knit Backing.
- 24 mm circular knit polyester backing with stretch polyurethane coating.
- Generous cut.
- MicroWeld™ seam construction.
- Double entry front pockets. Two waterproof pockets and hand warmer pockets.
- Velcro adjustable sleeve cuff.
- Blood Borne Pathogen tested.
- Front zip with snap storm flap.
- Back cape for ventilation.

SIZES:

4/30, 4/32, 6/30, 6/32, 8/30, 8/32, 10/30,
10/32, 12/30, 12/32, 14/30, 14/32, 16/30,
16/32, 18/30, 18/32

COLORS:

Navy (590)
Black (990)





77532

WOMEN'S MANCHESTER SERVICE PANT

235g 68% Cotton/32% Polyester.

FEATURES

- 2-way mechanical stretch fabric.
- Full Stretch Fabric for Ease of Movement.
- Soft Circular Knit Backing.
- 24 mm circular knit polyester backing with stretch polyurethane coating.
- Generous cut.
- MicroWeld™ seam construction.
- Double entry front pockets. Two waterproof pockets and hand warmer pockets.
- Velcro adjustable sleeve cuff.
- Blood Borne Pathogen tested.
- Front zip with snap storm flap.
- Back cape for ventilation.

SIZES:

4/30, 4/32, 6/30, 6/32, 8/30, 8/32, 10/30,
10/32, 12/30, 12/32, 14/30, 14/32, 16/30,
16/32, 18/30, 18/32

COLORS:

Navy (590)
Black (990)





79159



WOMEN'S MANCHESTER LONG SLEEVE SHIRT

150g 100% Cotton.

FEATURES

Side seams.
Ribbed collar.

SIZES:

XS, S, M, L, XL, XXL

COLORS:

Navy (590)
Black (990)





79168

WOMEN'S MANCHESTER POLO

190g 100% Cotton.

FEATURES

Ribbed collar.
Buttoned front placket.
Extra button included.
Side seams.

SIZES:

XS, S, M, L, XL, XXL

COLORS:

Navy (590)
Black (990)
White (900)
Dark Grey (970)





79209

WOMEN'S MANCHESTER SWEATSHIRT

280g 100% Cotton.

FEATURES

Ribbed collar.

Elastic rib at cuffs and bottom hem.

Side seams.

SIZES:

XS, S, M, L, XL, XXL

COLORS:

Navy (590)

Black (990)





79213

WOMEN'S MANCHESTER ZIP SWEATSHIRT

280g 100% Cotton.

FEATURES

Double layer fabric in collar.

Elastic cuffs and hem.

Side seams.

Two hand pockets.

YKK® front zipper with chin protector.


SIZES:

XS, S, M, L, XL, XXL

COLORS:

Navy (590)

Black (990)





79215

WOMEN'S MANCHESTER HOODIE

280g 100% Cotton.

FEATURES

Side seams.
Adjustable hood with drawcord.
Elastic rib at cuffs and bottom hem.
Front hand warmer pocket.

SIZES:

XS, S, M, L, XL, XXL

COLORS:

Navy (590)
Black (990)





79217

WOMEN'S MANCHESTER ZIP HOODIE

280g 100% Cotton.

FEATURES

Adjustable hood with drawcord.
Elastic cuffs and hem.
Side seams.
Two hand pockets.
YKK® front zipper with chin protector.

SIZES:

XS, S, M, L, XL, XXL

COLORS:

Navy (590)
Black (990)

